

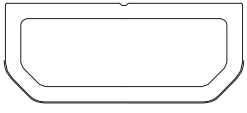
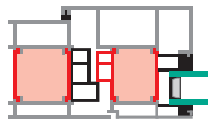
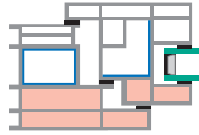

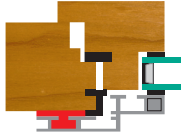
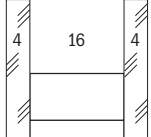

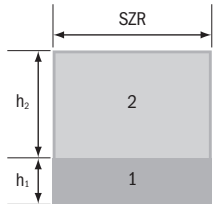


Data sheet

Psi values for windows



SAINT-GOBAIN GLASS SOLUTIONS SUISSE AG
 Zweigniederlassung Kreuzlingen, Abt. Swisspacer
 Sonnenwiesenstraße 15
 CH - 8280 Kreuzlingen

	Product name	Spacer height in mm	Material	Thermal conductivity λ in W/mK	Thickness d in mm
Cross-section	Swisspacer V 	6.5	Stainless steel	15	0.01
			Plastic	0.16	1.0
Representative frame profile		Metal with thermal break	Plastic	Wood	Wood / Metal
					
Representative psi value double-sheet thermally insulating glass W/mK	 Double-sheet insulating glass $U_g=1.1$ W/m ² K	0.039	0.034	0.032	0.035
Representative psi value triple-sheet thermally insulating glass W/mK	 Triple-sheet insulating glass $U_g=0.7$ W/m ² K	0.034	0.032	0.031	0.033
Two Box model Characteristic values		Space between panes in mm	$\lambda_{eq,2B}$ in W/mK		
			Box 1 · $h_1 = 3$ mm	Box 2 · $h_2 = 6.5$ mm	
		16	0.40	0.18	
		12	0.40	0.18	

Explanations

The representative linear heat transfer coefficients (representative psi values) apply to typical frame profiles and glazing for the determination of the heat transfer coefficients U_w of windows. They have been determined using the boundary conditions (frame profile, glazing, glass mounting depth, back covering, primary and secondary sealant) defined in the ift guideline WA-08/1 "Thermally improved spacers - Part 1: Determination of the representative psi values for window frame profiles". This directive also governs the area of validity and application of the representative psi values. In order to avoid rounding errors, the psi values in the data sheet have been given to 0.001 W/mK. The method used for the arithmetic determination of the psi values has an accuracy of ± 0.003 W/mK. Differences of less than 0.005 W/mK are not significant.

Characteristic values determined by:

Hochschule **Rosenheim**
 University of Applied Sciences

